



CONTENTS

Introduction	04
Keypads	08
Dimmers	12
Switches	14
Outlets	16
Finishes & Colors	18
Design Options	20
Dimensions	22
Demo Options	24
Why Control4?	26

CONTROL YOUR LIGHT

Imagine entering your space and, with just a touch, the lighting adjusts to match your mood, the time of day, or the occasion. No more fumbling for switches or settling for harsh, unchanging light. Control4 Lighting transforms everyday environments into dynamic settings that seamlessly adapt to your lifestyle.

Traditional light switches and dimmers were designed for a different era—one before digital LEDs and smart automation. You wouldn't install a thermostat from the 1980s in your modern space or rely on a dial-up internet connection, so why settle for outdated lighting controls? As we spend more time indoors, often glued to screens that disrupt our natural rhythms, the need for intelligent lighting solutions has never been greater. Control4 leads the way with an intuitive system that allows you to create the perfect lighting experience. Whether adjusting brightness, fine-tuning color temperature, or setting schedules that align with your day, Control4 makes sophisticated control effortless.

Smart lighting is not just about convenience; it's about well-being. With the Daylight feature, Control4 harnesses the power of tunable white LEDs to mimic the natural sun cycle, adjusting color temperature and intensity throughout the day. This innovation supports your body's circadian rhythm, which can promote better sleep, enhanced focus, and overall wellness. Furthermore, Control4 integrates with shades, security, and entertainment systems, ensuring that control is always within reach—whether through a mobile app, voice commands, or automation.

Lighting is no longer just about illumination. It's about creating experiences and transforming the way we live. Welcome to the future of light with Control4.





BRINGING ELEGANCE TO LIGHT

Elegance manifests in various ways, with its true essence rooted not just in exquisite materials or precise craftsmanship but in the feelings it inspires. Enter Lux by Control4, a collection of keypads, dimmers, switches, and outlets designed to enhance luxury spaces.

Lux showcases a refined aesthetic that seamlessly blends style and functionality, appealing to discerning owners. It provides an extensive selection of design options, including premium metal faceplates and a variety of finishes and colors. The distinctive buttons not only improve usability but also enhance the overall look.

With metallic plate choices like Antique Bronze, Chrome, Satin Nickel, and Venetian Bronze, you can create stunning designs. Ultimately, this combination of beauty and functionality creates a lasting sense of sophistication and emotional connection in every space.



KEYPADS




Lux Keypad Dimmer Switch

C4-L-KDS

The Control4 Lux Keypad Dimmer Switch transforms a standard light switch into a fully customizable keypad dimmer or switch. This product combines the dimming capabilities of the Control4 Lux Universal Dimmer with the flexibility of the Control4 Lux Configurable Keypad for truly personalized smart lighting control.




Power Requirements: 120-240V AC ±10%, 50/60 Hz
Maximum Load 1 (Dimmer): Incandescent 150W, LED 80W
Maximum Load 2 (Switch): Incandescent 150W, LED 150W, MLV 50W, Fluorescent 50W, Motor 1.25 FLA 7.5 LRA
Control Communications: Zigbee 3.0, IEEE 802.15.4, 2.4 GHz, 15-channel spread spectrum radio



Lux Dual Dimmer Switch Keypad

C4-L-CDSW

The Control4 Dual Dimmer Switch Keypad delivers superior lighting control for up to two loads, seamlessly combining dimming and switching with a customized keypad. Elegantly manage multiple functions—such as adjusting both a bathroom fan and light—using a single, space-saving device.



Power Requirements: 120-240V AC ±10%, 50/60 Hz
Maximum Load 1 (Dimmer): Incandescent 150W, LED 80W
Maximum Load 2 (Switch): Incandescent 150W, LED 150W, MLV 50W, Fluorescent 50W, Motor 1.25 FLA 7.5 LRA
Control Communications: Zigbee 3.0, IEEE 802.15.4, 2.4 GHz, 15-channel spread spectrum radio




Lux Configurable Keypad

C4-L-KC

The Control4 Lux Configurable Keypad allows dealers to confidently plan the keypad layout and engraving up front, while also providing exceptional flexibility in button configuration. With a single SKU to manage, ordering and inventory become seamless, simplifying the entire process. Dealers can easily adjust the button layout during the design and installation process without needing to order a different SKU. Additionally, if customers decide to change their setup later, adapting to new needs is both straightforward and hassle-free.



Power Requirements: 120-240V, AC ±10%, 50/60 Hz, Neutral connection is required
Control Communications: Zigbee 3.0, IEEE 802.15.4, 2.4 GHz, 15-channel spread spectrum radio




Lux Variable Speed Controller

C4-L-4SF120

The Control4 Lux Variable Speed Controller provides simplified, quiet fan speed control of standard paddle-type ceiling fans with four fan speed buttons and one-off button so you can incorporate your fans into climate control scheduling, energy management, and other automated events.



Power Requirements: 120V AC +/-10%, 50/60 Hz, Neutral connection is required.
Maximum Load: 1.5 FLA 9.0 LRA
Control Communications: Zigbee 3.0, IEEE 802.15.4, 2.4 GHz, 15-channel spread spectrum radio




Lux Auxiliary Keypad

C4-L-KA

The Control4 Lux Auxiliary Keypad is an economical solution for three-way control of a load uses existing in-wall three-way wiring to wire directly to any compatible Control4 Dimmer, Switch, or Variable Speed Controller.



Power Requirements: 120-240V AC ±10%, 50/60 Hz
Control Communications: Wired connection to any Lux device supporting the Auxiliary Keypad



Lux Wired Keypad

C4-L-KCB

The Control4 Lux Wired Keypad offers a perfect blend of aesthetics and flexible button configuration, creating an elegant interface for controlling various aspects of a Control4 system—lights, scenes, music, and security. Personalize keypads according to system setup with custom backlit engraving on each button. With 34 button variations, customers can easily customize their smart living spaces. For dealers, the keypad simplifies planning with a single SKU for ordering and inventory, making the process efficient. They can adjust button layouts during design and installation without needing a different SKU. If customers later want to change their setup, the transition is simple and hassle-free.




Power Requirements: 48VDC
Control Communications: RS-485





DIMMERS



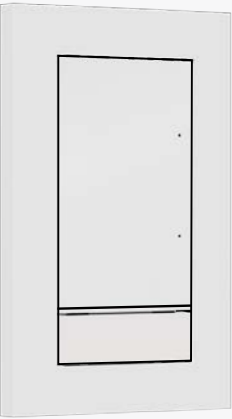
Lux Universal Dimmer

C4-L-UDIM

The Control4 Lux Universal Dimmer is the dimmer of choice for virtually any load type. This dimmer eliminates much of the guesswork associated with choosing the right dimmer for the job and prevents the need to replace the dimmer if the load type changes in the future.



Power Requirements: 120-240V AC +/- 10%, 50/60 HZ
Maximum Load: Incandescent 600W, LED 600W, Motor 1/8 HP
Control Communications: Zigbee 3.0, IEEE 802.15.4, 2.4 GHz, 15-channel spread spectrum radio




Lux Motion Dimmer

C4-L-MDIM

The Control4 Lux Motion Dimmer is designed to easily automate lighting control through motion detection in bathrooms, closets, garages, and utility rooms.



Power Requirements: 120-240V AC +/- 10%, 50/60 HZ
Maximum Load: Incandescent 600W, LED 600W, Motor 1/8 HP
Control Communications: Zigbee 3.0, IEEE 802.15.4, 2.4 GHz, 15-channel spread spectrum radio




Lux 0-10V Dimmer

C4-L-TV

The Lux 0-10V Dimmer uses 0-10V or 1-10V control – sink or source – with a built-in relay for separate on/off control where required. Optimize control of 0-10V fixtures while leveraging all additional benefits and advantages of the Control4 Lux product line.




Power Requirements: 120-240V AC +/- 10%, 50/60 HZ, Neutral connection is required
Maximum Load: Switched Line 120V: 15A, 240V color 10A, 0-10V 50mA sink or source
Control Communications: Zigbee 3.0, IEEE 802.15.4, 2.4 GHz, 15-channel spread spectrum radio



Lux No Neutral Dimmer Switch

C4-L-NNDSW

The Control4 Lux No Neutral Dimmer Switch enables you to add a stylish Lux Dimmer in any location that lacks a neutral wire, while supporting control for up to 600W of load. This switch is suitable for both dimming and switching applications, providing efficient load management.




Power Requirements: 120-240V AC +/- 10%, 50/60 HZ
Maximum Load: Incandescent/Halogen 600W
Control Communications: Zigbee 3.0, IEEE 802.15.4, 2.4 GHz, 15-channel spread spectrum radio

SWITCHES



Lux Switch

C4-L-SW




The Control4 Lux Switch provides on/off control for virtually every type of load, including LED lights, incandescents, halogens, electronic low voltage (solid state) transformers, magnetic (iron core) low voltage transformers, fluorescents, and motors, including ceiling fans and bathroom ventilation fans. The Lux Switch also handles high inrush loads such as fountain pumps or large banks of fluorescent lights and can be used to switch wall outlets.




Power Requirements: 120V: 0.67W All LEDs Off, 0.83W all LEDs On 240V; 1.30W All LEDs Off, 1.51W all LEDs On, Neutral connection is required
Maximum Load: Incandescent/LED 120V 15A, 240V 10A, Motor 1/2 HP
Control Communications: Zigbee 3.0, IEEE 802.15.4, 2.4 GHz, 15-channel spread spectrum radio

Lux Fireplace Switch

C4-L-FSW




The Control4 Lux Fireplace Switch provides an independently isolated relay for switching millivolt powered systems or DC power rail loads in a beautifully designed, wirelessly controlled device.



Power Requirements: 120-240V AC ±10%, 50/60 Hz
Maximum Load: Low voltage relay control, 24 VAC 240W, 28VDC 10A
Control Communications: Zigbee 3.0, IEEE 802.15.4, 2.4 GHz, 15-channel spread spectrum radio

Lux Mechanical Switch

C4-L-MSW-5PK | Only Available in 5-Packs



The Control4 Lux Mechanical Switch seamlessly matches the design aesthetics of Lux Devices, providing a consistent and stylish look throughout the home. Designed for lighting loads that don't require automation, this simple on/off switch offers reliable performance while maintaining a unified lighting control experience.




Power Requirements: 120-240V AC +/- 10%, 50/60 HZ
Maximum Load: 15A



OUTLETS

Overview

Designed to complement a variety of styles, Lux Outlets ensure a cohesive look across all your lighting devices and outlets throughout your home. When paired with Lux faceplates and seamlessly integrated with other Lux keypads, dimmers, or switches, especially in kitchen or bathroom backsplashes, they create a polished and refined finish that elevates your interior design.




Lux Duplex Outlet, 15A

C4-L-O15A



Power Requirements: 120-240V AC +/- 10%, 50/60 HZ
Maximum Load: 15A




Lux GFCI Outlet, 15A

C4-L-OGFCI15A



Power Requirements: 120-240V AC +/- 10%, 50/60 HZ
Maximum Load: 15A



Lux GFCI Outlet, 20A

C4-L-OGFCI20A




Power Requirements: 120-240V AC +/- 10%, 50/60 HZ
Maximum Load: 20A


FINISHES & COLORS




WHITE
(WH)




SNOW WHITE
(SW)




BISCUIT
(BI)



LIGHT ALMOND
(LA)




TAUPE
(TP)




LIGHT GRAY
(LG)




ALUMINUM
(AU)



STONE GRAY
(SG)



COFFEE
(CF)



MIDNIGHT BLACK
(MB)




BLACK
(BL)



ANTIQUE BRASS
(BS)




ANTIQUE BRONZE
(BZ)




ASH GRAY
(AG)




CHROME
(CH)



MATTE STAINLESS
(MS)



SATIN BRONZE
(SB)



SATIN NICKEL
(SN)



VENETIAN BRONZE
(VB)

Gloss colors

White, Light Almond, Black

Matte colors

Snow White, Biscuit, Taupe, Light Gray, Stone Gray, Aluminum, Coffee, Midnight Black

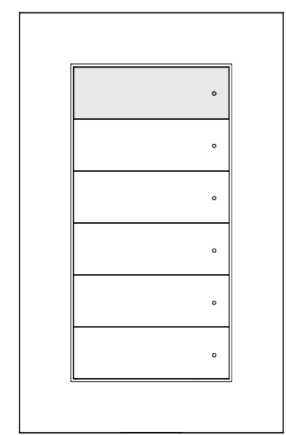
Metallic colors

Antique Brass, Antique Bronze, Ash Gray, Chrome, Matte Stainless, Satin Bronze, Satin Nickel, Venetian Bronze


DESIGN OPTIONS

Available Button Sizes


All keypads include 6 button “slots” to accommodate different button types and sizes. This setup allows for a flexible and customizable approach to your keypad design, making it easy to tailor the configuration to your specific needs.



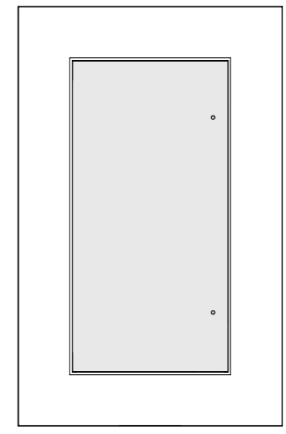
1 high
standard and up/down options



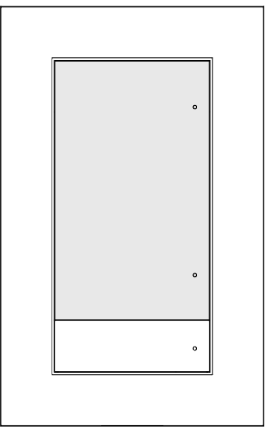
2 high



3 high



Rocker
6 high, takes up entire keypad




5 High
only for motion dimmer functions

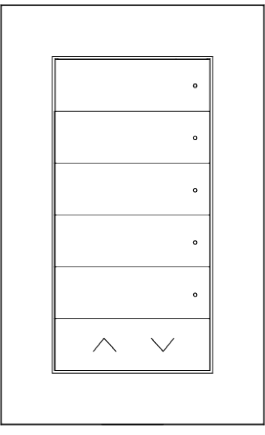
Special Features

- Rocker buttons can be utilized in any keypad configuration and will occupy all 6 slots.
- The motion dimmer feature requires a unique configuration: it includes a 5 high button and a single high motion lens occupying the last slot.


Popular Button Configurations



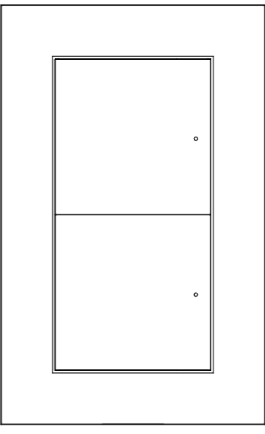
6 buttons of 1 high




5 buttons of 1 high plus
one up/down button



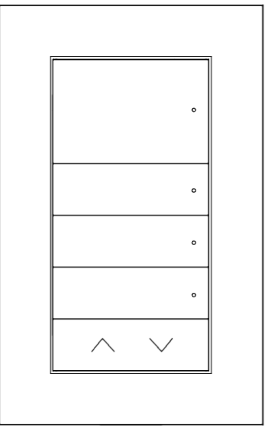
3 buttons of 2 high



2 buttons of 3 high




Combination of 2 high and
four 1 high buttons

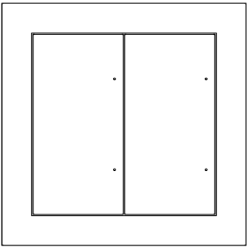


Combination of 2 high and
three 1 high buttons plus
one up/down button

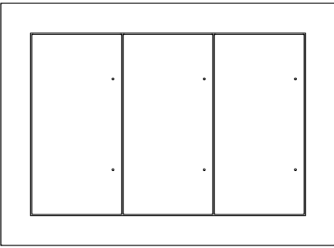
Gang Plate Configurations



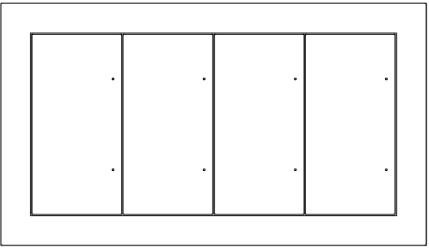
1 gang



2 gang

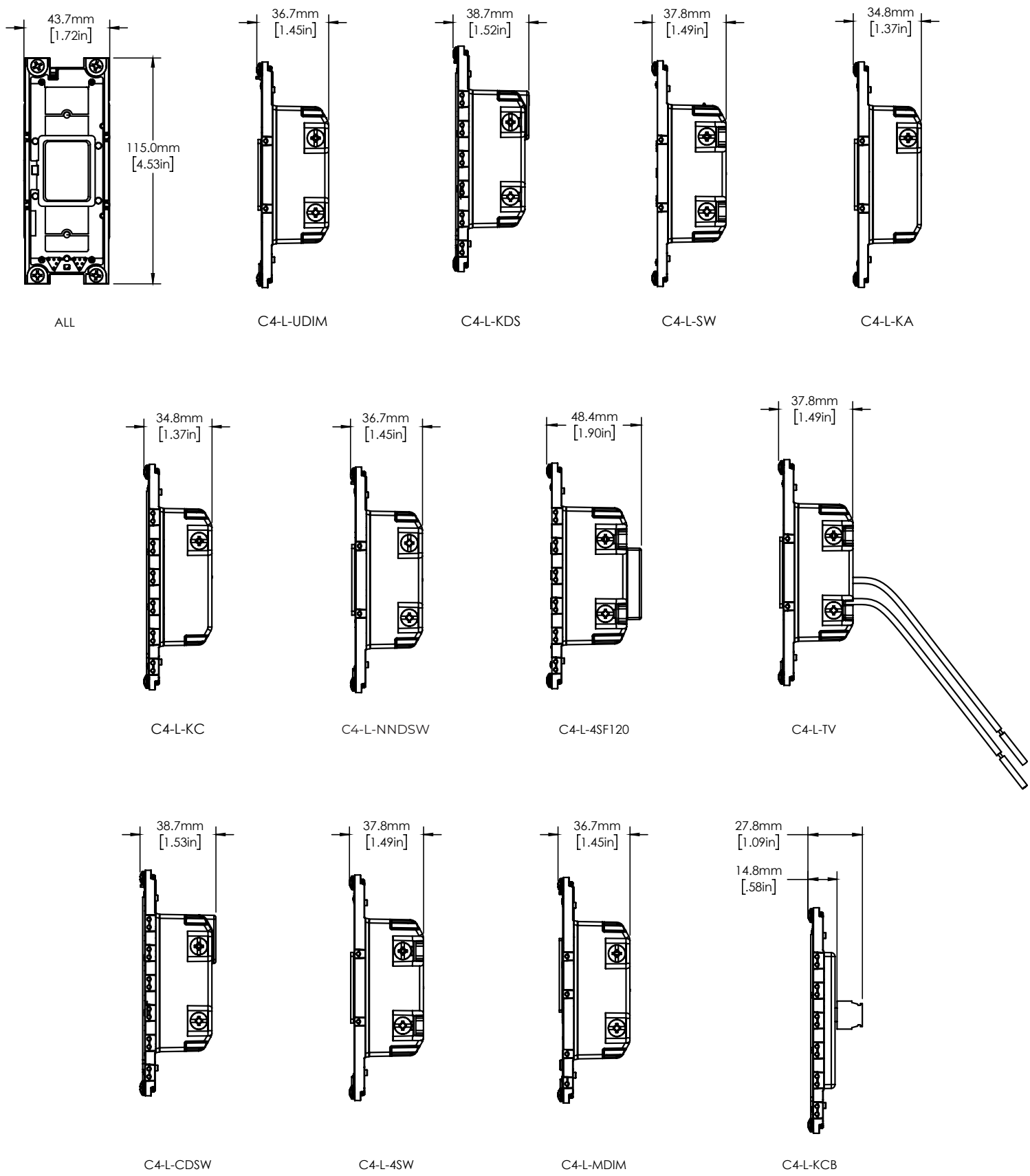
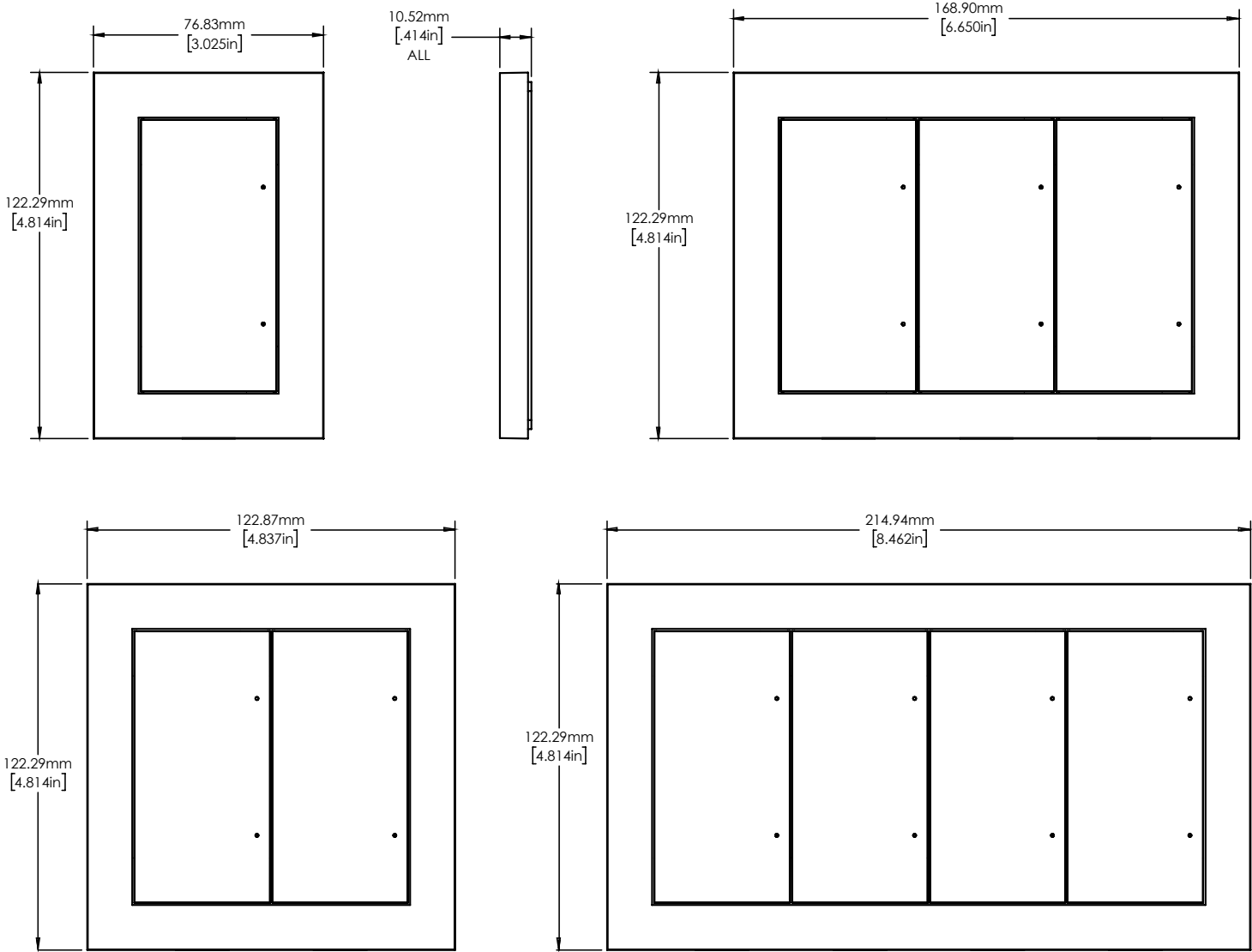


3 gang



4 gang

DIMENSIONS



DEMO OPTIONS

Elevate your client presentations with Lux’s exclusive demonstration tools, designed to support your design process and bring lighting control options to life.



Lux Demo Case

C4-L-DCASE

Captivate your clients with this comprehensive package which gives you everything you need to bring the full spectrum of Lux options to life, ensuring every client presentation is engaging. With hands-on access to materials and finishes, you can guide clients through their selections, ensuring every detail aligns with their aesthetic and functional needs. By making the decision process more interactive and engaging, you can create a more efficient and inspiring design experience.

Transport your demos with confidence in the heavy-duty Cary Case. Built for easy mobility with smooth-rolling wheels, this case keeps your presentation tools secure and accessible, whether in the office or on the go. The Demo Case includes two Lux Demo Stands and a Lux Color Design Kit.



Lux Color Design Kit

C4-L-CDK

Offer your clients a hands-on experience with every finish and button configuration available from Lux. Easily swap between diverse colors and face plate finishes, allowing you to tailor your samples to match your clients' unique design visions.



Lux Demo Stand

C4-L-DSTAND

Elevate your presentations with stylish keypad stands that display Lux devices beautifully on tables, counters, or shelves. The included power supply lights up Lux’s laser-engraved, backlit buttons and status LEDs, highlighting the brand’s refined design and attention to detail.



Lux Color Swatch Kit

C4-L-CSK

Keep a portable portfolio of 19 exquisite Lux finishes at your fingertips. This compact kit lets you share high-quality samples wherever you are, ensuring you’re always ready to impress and inspire on the go.

WHY CHOOSE CONTROL4?

Control4 has established itself as the number one control company of choice among the CE Pro 100 for multiple years, a testament to its commitment to innovation and excellence in home automation. With over 20 years of experience in providing cutting-edge lighting controls, Control4 has consistently evolved to meet the diverse needs of its users.

By bridging advanced technology with user-friendly interfaces, Control4 continues to set the standard in the industry, creating spaces that are not only smart but also intuitively responsive to individual preferences. With a proven track record and a focus on customer satisfaction, it's clear why Control4 remains the preferred choice for lighting and automation solutions in today's connected spaces.





Control4.com

Copyright ©2025, Snap One, LLC. All rights reserved. Designated trademarks are registered trademarks or trademarks of Snap One, LLC or their respective owners.